



# COMMERCIAL SANDWICH PRODUCTS

Complete Line of Commercial Steel Sandwich Doors



# Product Details

Steel Commercial Sandwich Doors

WARRANTY INFORMATION



Door: 10 yr


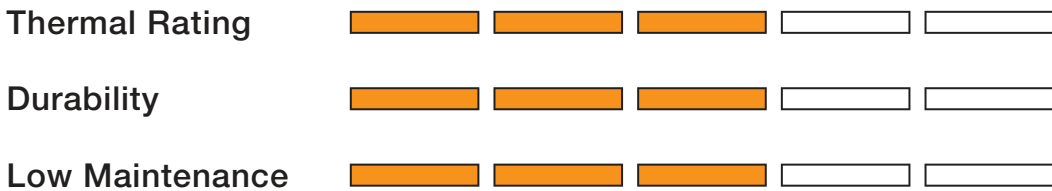


Hardware: 1 yr



Springs: 1 yr

- **R-9.0** (340S) or **10.4** (350S / 354S)
- Steel Front and Back
- 1½" (340S) or 2" (350S / 354S)
- 3 Window Designs
- 2 Standard + 3 Optional Colors
- CFC Free Polystyrene Insulation



340S, 350S and 354S panels are all available with wood-grain embossment in flush design.



340S, 350S and 354S panels are all available with wood-grain embossment in micro-groove design.



340S and 350S panels are available with woodgrain embossment in short raised panel design in certain configurations.

## Window Design Options



1

1 24" X 6"



2

2 24" X 12"



3

3 Clear anodized full-view aluminum section

For all models, windows are available standard in black and optional white or color-matched brown.



Sandstone Microgroove Panel with 24" x 12" White Windows



White Flush Panel without Windows



White Short Raised Panel without Windows



White Microgroove Panel with 24" x 12" Black Windows

# Product Options

Steel Commercial Sandwich Doors - A Complete Line of Offerings to Meet Your Needs

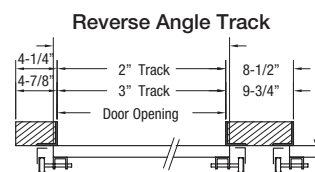
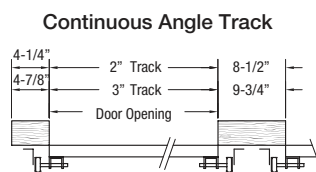
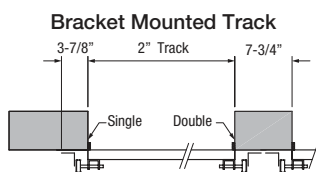
● = Standard  
○ = Optional  
— = Unavailable

Model	340S Standard Duty	350S Heavy Duty	354S Industrial Duty
<b>Section Thickness (in)</b>	1-1/2	2	2 (24 Gauge Exterior)
<b>Maximum Size Range</b> (consult factory for doors over 18' h)	18'-2" w x 18' h	24'-2" w x 18' h	24'-2" w x 18' h
<b>Design Options</b>			
Flush	●	●	●
Microgroove	●	●	●
Short Raised Panel (in certain configurations)	○	○	—
<b>Texture</b>	Woodgrain	Woodgrain	Woodgrain
<b>Color Options</b>			
White	●	●	●
Brown	●	●	●
Sandstone	●	●	—
Black	●	●	—
Silver Metallic (not available in short raised panel designs)	●	●	—
<b>Window and Frame Options (in)</b>			
24 x 6 or 24 x 12 - Black Frames	●	●	●
24 x 6 or 24 x 12 - White, Brown, Sandstone, and Silver Metallic Frames	○	○	○
Clear Anodized Full-View Aluminum Section	○	○	○
<b>Locks</b>			
Slide Lock	●	●	●
T-Handle	○	○	○
Cylinder	○	○	○
Mini-Warehouse	○	○	○
<b>Track Configuration</b>			
Bracket Mount	●	●	●
Continuous or Reverse Angle (per weight and width rules)	○	○	○
Tapered Angle (2")	○	○	○
3" Track	○	○	○
<b>Floor Seal</b>			
Grey 3" Vinyl Floor Seal	●	●	●
Black 4" Vinyl Floor Seal (shipped separately)	○	○	○
<b>Hardware</b>			
14 ga. Hardware	●	●	●
11 ga. Hardware (end and center hinges)	○	○	○

## ADDITIONAL OPTIONS

- 13 ball bearing sealed rollers 2" & 3"
- Higher Cycle Spring options: (25K, 50K & 100k)
- Optional Weather Seals: Vinyl Door Stop, Reverse angle jamb seal, header seal and bottom astragal standard & oversized

## Commercial Track Mounting Options



Typical Construction for Reverse Angle  
Door Width = Door Opening Width + 2  
(i.e. 8'2", 10'2", 16'2", 20'2" etc.)

# HÖRMANN NORTH AMERICA



Sparta, TN - North American Headquarters / Sectional Doors

## FIVE PRODUCTION PLANTS, ONE FAMILY



Puyallup, WA - Sectional Doors



Montgomery, IL - Sectional Doors



Barrie, ON Canada - High Performance Doors



Burgettstown, PA - High Performance Doors

As one of the world's leading manufacturers of doors we're committed to providing the best quality, value, and selection. Whether residential, commercial or industrial, we have the door you're looking for. Each Hörmann product gives you the perfect array of benefits and options to satisfy your customers.

**USA**  
Toll Free: 800.365.3667  
Email: [info2@hormann.us](mailto:info2@hormann.us)  
Website: [hormann.us](http://hormann.us)

**Canada**  
Toll Free: 866.792.9968  
Email: [info@hormann.ca](mailto:info@hormann.ca)  
Website: [hormann.ca](http://hormann.ca)

Follow us on social media



AVAILABLE FROM:

