

RESIDENTIAL PRODUCT GUIDE



Signature quality and innovation since 1966.

TIMELESS. BEAUTIFUL. DEPENDABLE. | www.northcentraldoor.com

WHY CHOOSE NORTH CENTRAL DOOR?



TR-II in sandstone with colonial windows

Your home is more than an investment of time & money;
it's an expression of who you are and the exacting standards you
have as a homeowner.

North Central Door Company understands that you have high standards when it comes to enhancing the appearance of your home. That is why we have been uncompromising in maintaining the high quality of our products since our beginning in 1966.

Locally owned and operated in Northern Minnesota, North Central Door Company appreciates your interest in considering our door to make your home even more warm and inviting.

- 1 NORTHWOODS PRESTIGE COLLECTION
- 9 FOREST BAY COLLECTION
- 12 TIMBERLAND COLLECTION
- 15 BIDIRECTIONAL WOODGRAIN
- 17 SPECIFICATIONS

NORTHWOODS PRESTIGE COLLECTION



SR-82 in white with stockton windows & optional hardware

Nothing says *Welcome Home* like our Special Reserve doors.

SPECIAL RESERVE

We've taken the timeless beauty of carriage house garage doors and combined it with the latest in design engineering to create a door that will be as durable as it is beautiful.

With six distinctive styles, nine classic colors and your choice of windows, you'll be able to create the perfect look to complement your home's architectural style and make it uniquely yours.



SR-81 in sandstone with stockbridge windows

What makes the Special Reserve Collection a step above the rest is our craftsmanship. Created from our popular TF-138 or TF-II thermal doors, we add a decorative overlay to create a genuine carriage house look. Made of 26-gauge steel, our doors are durable to the core. Insulated to keep your home thermally efficient year round, the unique thermal barrier helps guard against the elements. And, our quality finishing process creates a clean look on the inside as well as the outside using a two-coat polyester paint finish for maximum durability. The result is a maintenance-free door with a classic look that's all your own.

SPECIAL RESERVE

NORTHWOODS PRESTIGE COLLECTION



With classic beauty, durability and thermal efficiency, your home will be
The Talk of the Town.

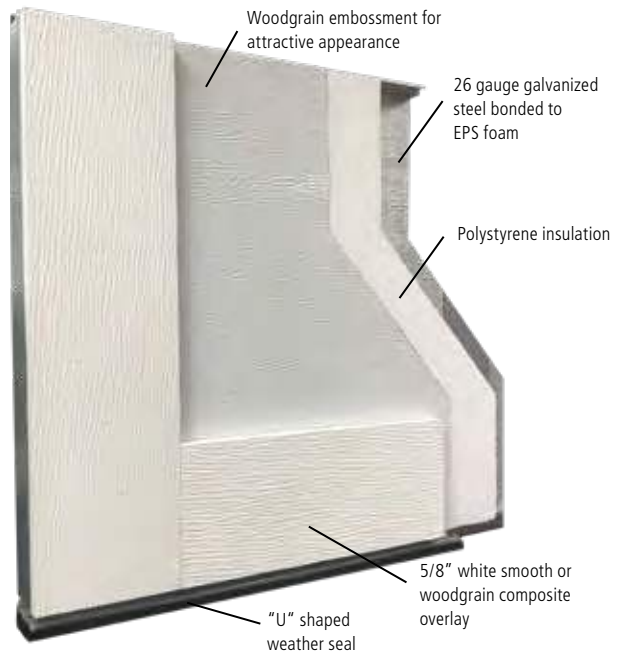
Available in 1 3/8" & 2" models.

Door Details

- 1-3/8" or 2" insulated steel flush sandwich door with decorative overlay.
- Woodgrain embossed, hot-dipped galvanized steel is pre-finished exterior and interior then coated with baked-on polyester primer and acrylic finish.
- Polystyrene insulation bonded to 26-gauge steel skin providing thermal protection to the edge of each section.
- White interior steel for a finished look on the inside of your garage.
- Uniquely designed tongue & groove section joints create weather-resistant seal against rain, snow and wind.
- Durable PVC seals provide a continuous thermal break on all section joints, reducing thermal transmissions.
- 18-gauge hot-dipped galvanized stiles are carried the full height of the sections providing superior strength and durability compared with commonly used hinge pads.
- Heavy-duty "U" shaped bottom weather seal helps protect against elements.
- Hinges are 14-gauge, hot-dipped galvanized steel for lasting durability.
- 10-ball rollers standard.

Optional Features

- Decorative hardware-stamped steel/black powder coated
- Keyed or Slide Lock Set
- Wind Load Certification - in accordance with ASTM-E330 & ANSI/DASMA 108-2002


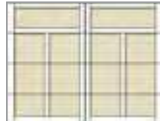

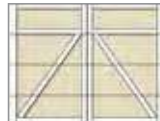
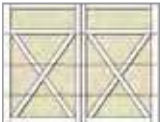
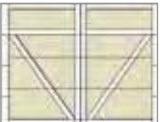
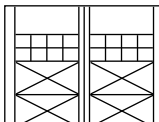






















Please Note:

If painting your Special Reserve door, use a latex paint with a Light Reflective Value (LRV) of more than 36, or a color on a vinyl safe color palette, or for colors darker than vinyl safe and/or for custom matched colors use AquaSurTech D100 heat reflective paint. **Failure to follow these guidelines may result in significant damage and will void warranty.**

SPECIAL RESERVE OPTIONS



<p>Style Options</p>	 <p>SR-81</p>  <p>SR-82</p>  <p>SR-83</p>  <p>SR-84</p>  <p>SR-85</p>  <p>SR-86</p>  <p>Make your own custom creation!</p>
<p>Overlay Options</p>	 <p>SMOOTH</p>  <p>WOODGRAIN</p> <p>Overlay board color is white only for all door color options below. Overlay may be custom painted, subject to painting guidelines.</p>
<p>Window Options*</p>	 <p>PLAIN LONG PANEL</p>  <p>HERITAGE</p>  <p>STOCKBRIDGE</p>  <p>STOCKTON</p>  <p>WYNDBRIDGE</p> <p>*For double width doors, additional designs available.</p>
<p>Color Options</p>	 <p>WHITE</p>  <p>ALMOND</p>  <p>SANDSTONE</p>  <p>BEIGE</p>  <p>EARTHTONE</p>  <p>SEPIA</p>  <p>BROWN</p>  <p>GREEN</p>  <p>BLACK</p>  <p>Paint your own custom color! (subject to painting guidelines)</p>
<p>Hardware Options</p>	 <p>STRAP HINGE</p>  <p>DOOR STUD</p>  <p>LIFT HANDLE</p>

NORTHWOODS PRESTIGE COLLECTION



AR-138 in white with optional hardware

These doors will give any building *Style* that will last for years to come.

ASPEN RIDGE

The Aspen Ridge Series blends the timeless look of a carriage house design with the durability of our contemporary steel panel doors. Available in a recessed panel for our three-layer thermal doors, or raised grooved panel for our one or two-layer pan door, you can customize the look of your Aspen Ridge door further with optional decorative windows and hardware. With several colors to choose from, you can count on a unique look that is customized to your tastes.



ARL-25 in white with heritage windows and optional hardware

ASPEN RIDGE

NORTHWOODS PRESTIGE COLLECTION



Designed to offer you the timeless look of a carriage house door.
Available in AR-25, ARL-25, AR-138, ARL-138, AR-II, ARL-II, AR-III & ARL-III models.

Door Details

Aspen Ridge Thermal Series: AR-138, ARL-138, AR-II, ARL-II, AR-III, ARL-III

- Woodgrain embossed, hot-dipped galvanized steel is pre-finished exterior and interior then coated with baked-on polyester primer and acrylic finish.
- Recessed carriage house panel design.
- Polystyrene insulation bonded to 26-gauge steel skin providing thermal protection to the edge of each section.
- Uniquely designed tongue & groove section joints create weather-resistant seal against rain, snow and wind.
- Durable PVC seals provide a continuous thermal break on all section joints, reducing thermal transmissions.
- 18-gauge hot-dipped galvanized stiles are carried the full height of the sections providing superior strength & durability compared with commonly used hinge pads.
- Hinges are 14-gauge, hot-dipped galvanized steel for lasting durability.
- Heavy-duty "U" shaped bottom weather seal helps protect against elements.
- Section thickness available in 1 3/8", 2" and 3". R-values range from 6.6 to 15.1.

Aspen Ridge Pan Series: AR-25 & ARL-25

- Hot-dipped galvanized steel pre-finished with a primer coat and baked-on polyester top coat provides a beautiful, low maintenance finish.
- 25-gauge exterior steel provides strength and durability.
- Raised carriage house panel design, in short and long panel versions.
- Tongue & groove section joints create weather-resistant seal against rain, snow and wind.
- 18-gauge stiles are mechanically fastened, providing section strength while eliminating welds that often rust.
- Hinges are 14-gauge, hot-dipped galvanized steel for lasting durability.
- Heavy-duty "U" shaped bottom weather seal helps protect against elements.
- 2" sections available with optional polystyrene insulation to increase thermal efficiency. R-value of 6.9 with insulation.

AR-138 • ARL-138 • AR-II • ARL-II • AR-III • ARL-III


































AR-25 • ARL-25



Optional Features

- Polystyrene insulation reduces heat loss and features a laminated High Impact Thermal Styrene (HITS) backer. (AR-25)
- Wind Load Certification - in accordance with ASTM-E330 & ANSI/DASMA 108-2002.
- Keyed or Slide Lock Set
- 10 Ball Rollers

ASPEN RIDGE OPTIONS

<p>Panel Options</p>	 <p>ARL-25</p> <p>RAISED CARRIAGE PANEL - LONG</p>  <p>AR-25</p> <p>RAISED CARRIAGE PANEL - SHORT</p>  <p>ARL-138 ARL-II ARL-III</p> <p>RECESSED CARRIAGE PANEL - LONG</p>  <p>AR-138 AR-II AR-III</p> <p>RECESSED CARRIAGE PANEL - SHORT</p>
<p>Window Options</p>	 <p>PLAIN LONG PANEL</p>  <p>HERITAGE</p>  <p>SAVANNA</p>  <p>STOCKBRIDGE</p>  <p>PLAIN</p>  <p>CATHEDRAL</p>  <p>STOCKTON</p>  <p>CASCADE</p>  <p>SHERWOOD</p>  <p>WYNDBRIDGE</p>  <p>COLONIAL</p>  <p>SUNBURST</p>
<p>Color Options*</p> <p>Availability depending on model. Refer to specifications.</p>	 <p>WHITE</p>  <p>ALMOND</p>  <p>SANDSTONE</p>  <p>BEIGE</p>  <p>EARTHTONE</p>  <p>SEPIA</p>  <p>BROWN</p>  <p>GREEN</p>  <p>BLACK</p>  <p>GOLDEN OAK</p>  <p>MEDIUM OAK</p>  <p>WALNUT</p>
<p>Hardware Options</p>	 <p>STRAP HINGE</p>  <p>DOOR STUD</p>  <p>LIFT HANDLE</p>

CUSTOM RIDGE DOORS



Reflect your *Personal Style* with our Custom Ridge Doors

A classy addition to our Aspen Ridge line, the Custom Ridge door brings a flair of elegance and curb-appeal to any home. Hand-crafted inlays are matched with any of our fine classic or bi-directional color options to create that timeless carriage-house charm. Reflect your personal style with six distinctive designs to choose from, decorative hardware and window options. With this level of craft and customization, you'll own a door like no other in the neighborhood.



CUSTOM RIDGE PRODUCT INFORMATION



STYLE OPTIONS




AR-CRX




AR-CRA




AR-CRV



ARL-CRX



ARL-CRA



ARL-CRV

For window, color and hardware selection, please refer to the Aspen Ridge options.

FOREST BAY COLLECTION



TR-II in almond with colonial windows

Elegantly Crafted to complement your home's architectural style.

TR, TF & LP

The Forest Bay collection of insulated thermal doors combines the stylish appearance of woodgrained embossment with the rugged durability of heavy gauge steel thermally bonded to dense polystyrene insulation. This collection delivers thermal efficiency available in three door thicknesses – 1 3/8, 2 and 3 inch, while offering a full range of colors and window options. Strength and beauty come together in one package tailor made to fit your tastes!



TR-138 in white with colonial windows

TR, TF & LP

FOREST BAY COLLECTION



Classic in Style. Innovative in Design.

Available in TR-138, TR-II, TR-III, TF-138, TF-II, TF-III, LP-138, LP-II and LP-III models.

Door Details




























- Woodgrain embossed, hot-dipped galvanized steel is pre-finished exterior and interior then coated with baked-on polyester primer and acrylic finish.
- Polystyrene insulation bonded to 26-gauge steel skin, providing thermal protection to the edge of each section.
- Uniquely designed tongue & groove section joints create weather-resistant seal against rain, snow and wind.
- Durable PVC seals provide a continuous thermal break on all section joints, reducing thermal transmissions.
- 18-gauge hot-dipped galvanized stiles are carried the full height of the sections providing superior strength and durability compared with commonly used hinge pads.
- Hinges are 14-gauge, hot-dipped galvanized steel for lasting durability.
- Heavy-duty "U" shaped bottom weather seal helps protect against elements.
- Section thickness available in 1 3/8", 2" and 3". R-values range from 6.9 to 15.1.



Optional Features

- Keyed or Slide Lock Set
- Wind Load Certification - in accordance with ASTM-E330 & ANSI/DASMA 108-2002

FOREST BAY OPTIONS

<p>Panel Options</p>	 <p>CLASSIC</p>  <p>LONG</p>  <p>FLUSH</p>
<p>Window Options</p>	<p>TR & TF</p>  <p>CASCADE</p>  <p>CATHEDRAL</p>  <p>COLONIAL</p>  <p>PLAIN</p>  <p>SUNBURST</p>  <p>SAVANNA</p>  <p>SHERWOOD</p> <p>LP</p>  <p>HERITAGE</p>  <p>PLAIN LONG PANEL</p>  <p>STOCKBRIDGE</p>  <p>STOCKTON</p>  <p>WYNDBRIDGE</p>
<p>Color Options* Availability depending on model. Refer to specifications.</p>	 <p>WHITE</p>  <p>ALMOND</p>  <p>SANDSTONE</p>  <p>BEIGE</p>  <p>EARTHTONE</p>  <p>SEPIA</p>  <p>BROWN</p>  <p>GREEN</p>  <p>BLACK</p>  <p>GOLDEN OAK</p>  <p>MEDIUM OAK</p>  <p>WALNUT</p>

TIMBERLAND COLLECTION



RP-25 in white with colonial windows

Stylish, Dependable & Affordable.

RP-25, LP-25 & 25 GA

The Timberland Collection offers a wide variety of styles, colors and window options that allow you to complement your home's architectural style with a look that is your own. These 2" heavy-duty steel doors provide durability, along with the efficiency of optional polystyrene insulation to deliver exceptional value and long lasting beauty.



RP-25 in brown

RP-25, LP-25 & 25 GA

TIMBERLAND COLLECTION



Make Your Own Statement

Customize Your North Central Door.

Available in RP-25, LP-25 & 25 GA Models.

Door Details























- Hot-dipped galvanized steel pre-finished with a primer coat and baked-on polyester top coat provides a beautiful, low maintenance finish.
- 25-gauge woodgrain embossed exterior steel provides strength and durability.
- Raised panel design, in short and long panel versions, or woodgrain embossed ribbed design.
- Tongue and groove section joints create a weather-resistant seal against rain, snow and wind.
- 18-gauge stiles are mechanically fastened, providing section strength while eliminating welds that often rust.
- Hinges are 14-gauge, hot-dipped galvanized steel for lasting durability.
- Heavy-duty "U" shaped bottom weather seal helps protect against elements.
- 2" sections available with optional polystyrene insulation to increase thermal efficiency. R-value of 6.9 with insulation.

Optional Features

- Polystyrene insulation reduces heat loss and features a laminated High Impact Thermal Styrene (HITS) backer.
- Wind Load Certification-in accordance with ASTM-E330 & ANSI/DASMA 108-2002
- Keyed or Slide Lock Set
- 10 Ball Rollers



TIMBERLAND OPTIONS

<p>Panel Options</p>	 <p>CLASSIC</p>  <p>LONG</p>  <p>RIBBED</p>
<p>Window Options</p>	<p>RP-25</p>  <p>CASCADE</p>  <p>CATHEDRAL</p>  <p>COLONIAL</p>  <p>PLAIN</p>  <p>SUNBURST</p>  <p>SAVANNA</p>  <p>SHERWOOD</p> <p>LP-25</p>  <p>HERITAGE</p>  <p>PLAIN LONG PANEL</p>  <p>STOCKBRIDGE</p>  <p>STOCKTON</p>  <p>WYNDBRIDGE</p> <p>25 Gauge Ribbed</p>  <p>24" X 12"</p>
<p>Color Options* ¹25 GA available in white or brown.</p>	 <p>WHITE ¹</p>  <p>ALMOND</p>  <p>SANDSTONE</p>  <p>BROWN ¹</p>  <p>GREEN</p>  <p>BLACK</p>

BIDIRECTIONAL WOODGRAIN DOORS

The *beauty & style* of handcrafted wood panel doors without the high maintenance. North Central Door is pleased to offer three bidirectional woodgrain finishes, giving a realistic, luxurious look.



AR-II in walnut with optional hardware

WOODGRAIN DOOR DETAILS

- Available in Walnut, Medium Oak and Golden Oak, these finishes simulate an authentic wood panel constructed door with contrasting woodgrain patterns between stiles and panels.
- Bidirectional finishes are available on the Forest Bay Collection (except flush panel doors) and Aspen Ridge thermal models (AR-138, ARL-138, AR-II, ARL-II, AR-III & ARL-III).
- Five long panel window options & seven short panel options are available in each color.
- Stucco embossment provides a textured appearance without diminishing the woodgrain accents.

WOODGRAIN FINISH OPTIONS



WALNUT



MEDIUM OAK



GOLDEN OAK

BIDIRECTIONAL WOODGRAIN DOORS



SPECIFICATIONS

	Northwoods Prestige						Forest Bay						Timberland					
	Special Reserve 138	Special Reserve II	Aspen Ridge 138	Aspen Ridge II	Aspen Ridge III	Aspen Ridge 25	TF-138	TF-II	TF-III	TR-138	TR-II	TR-III	LP-138	LP-II	LP-III	RP-25	LP-25	25-GAUGE
Panel Designs																		
Flush							•											
Classic											•					•		
Long													•					
Carriage																		
Carriage Long																		
Overlay	•																	
Ribbed																		•
Construction																		
One layer																	•	
Two layer																	•	
Three layer																	•	
Door Thickness	1 3/8"	2"	1 3/8"	2"	3"	2"	1 3/8"	2"	3"	1 3/8"	2"	3"	1 3/8"	2"	3"	2"	2"	2"
Insulation	Polystyrene	Polystyrene	Polystyrene	Polystyrene	Polystyrene	Polystyrene	Polystyrene	Polystyrene	Polystyrene	Polystyrene	Polystyrene	Polystyrene	Polystyrene	Polystyrene	Polystyrene	Polystyrene	Polystyrene	Polystyrene
Steel Thickness	26/26 ga.	26/26 ga.	26/26 ga.	26/26 ga.	26/26 ga.	25 ga.	26/26 ga.	26/26 ga.	26/26 ga.	26/26 ga.	26/26 ga.	26/26 ga.	26/26 ga.	26/26 ga.	26/26 ga.	25 ga.	25 ga.	25 ga.
R-Value/U factor	7.2/14	9.2/11	6.6/15	8.5/12	14.6/07	6.9/14	7.0/14	8.9/11	15.1/07	6.9/14	8.8/11	14.9/07	6.9/14	8.8/11	14.9/07	6.9/14	6.9/14	6.9/14
Decorative Hardware Options																		
Window Glass Options																		
	Non-insulated glass																	
	Insulated glass																	
Color Options																		
	White																	
	Sandstone																	
	Almond																	
	Beige																	
	Earthtone																	
	Forest Green																	
	Dark Brown																	
	Sepia																	
	Black																	
	Walnut																	
	Medium Oak																	
	Golden Oak																	
Windload option?																		
Warranty																		
	Rust-through	lifetime	lifetime	lifetime	lifetime	lifetime	lifetime	lifetime	lifetime	lifetime	lifetime	lifetime	lifetime	lifetime	lifetime	lifetime	lifetime	lifetime
	Workmanship	1 yr	1 yr	1 yr	1 yr	1 yr	1 yr	1 yr	1 yr	1 yr	1 yr	1 yr	1 yr	1 yr	1 yr	1 yr	1 yr	1 yr
	Delamination	10 yrs	10 yrs	10 yrs	10 yrs	10 yrs	10 yrs	10 yrs	10 yrs	10 yrs	10 yrs	10 yrs	10 yrs	10 yrs	10 yrs	N/A	N/A	N/A
	Hardware	7 yrs	7 yrs	7 yrs	7 yrs	7 yrs	7 yrs	7 yrs	7 yrs	7 yrs	7 yrs	7 yrs	7 yrs	7 yrs	7 yrs	7 yrs	7 yrs	7 yrs
	Springs	3 yrs	3 yrs	3 yrs	3 yrs	3 yrs	3 yrs	3 yrs	3 yrs	3 yrs	3 yrs	3 yrs	3 yrs	3 yrs	3 yrs	3 yrs	3 yrs	3 yrs

¹ Calculated door section R-value based on ASTM C518 testing.
² Windload certification in accordance with DASMA 108-2005. Please refer to local building codes to ensure compliance.



TF-II in black with plain windows

We Know Garage Doors.

Here at North Central Door, garage doors are what we know. We're always ready to address any questions or concerns you may have.

North Central Door Company
(800) 677-8431
www.northcentraldoor.com

P.O. Box 575 • 900 Carr Lake Road • Bemidji, MN 56601



Signature quality and innovation since 1966.

Printed Colors may vary slightly from actual colors. Please visit your local dealer for actual color swatches. As NCDC continuously strives to improve our products, all specifications listed on this brochure are subject to change without notice or obligation.

NCDC020723